















**EYFS LTP**

	Autumn 1	Autumn 2	Spring 1	Spring 2	Summer 1	Summer 2
<b>English</b>	<p>All about me My family My school</p> <p>Texts:</p>   	<p>Space Goldilocks Oliver's Vegetables Christmas</p>   	<p>Winter Winter poems Shark in the snow</p>   	<p>People who help us</p> <p>Text:</p>    	<p>Ramadhan Once upon a time.. At the Farm: Goats</p>    	<p>Our wonderful World Let's go on a Safari African tales</p>   



						
<b>Phonics</b>	Phonics Phase1: Environmental sounds  Set 1 sounds (phase 2)	Set 1 sounds (phase 2/3)	Set 1 sounds (phase 3)	Set 2 sounds (phase 3)	Set 2 sounds (phase 3)	Set 3 sounds (Phase 3)
<b>Maths</b>	Story of Number 1-10 Early addition/subtraction. Formation Touch counting  2D shapes  Texts:  	Subitising Arrangements up to 10 Comparing numbers Counting number Composition  3D shapes	Bonds to 10 Subtraction facts Number patterns Repeated Patterns Partitioning  Doubles  Compare length, weight, capacity  Texts:	Read and write numbers to 20 in numerals Time	More and less Arrangements up to 10 Sharing Odd and even  Capacity Weight Money  Text: 	Numbers Count in multiples of 2,5,10  Add and subtract single digit numbers  Measure length, height, weight using non standard units.



<b>PD</b>	<p>Apparatus safety</p> <p>Body Awareness</p> <p>Sports and Games: Gross Motor</p>	<p>Health Fitness and Wellbeing</p> <p>Gymnastics</p>	<p>Dance</p>	<p>Athletics</p>	<p><b>Invasion games:</b></p> <p>Throw and catch large ball</p> <p>Show control of bats and balls</p> <p>Experiment different ways of moving</p>	<p><b>Striking and fielding:</b></p> <p>Roll and throw a ball under arm.</p>
<b>CL</b>	<p>*CS- Developing expressive language: <i>Who what what doing</i></p>  <p>WELLCOMM Section 6:</p> <p>Prepositions- behind and in front</p> <p>Pronouns- he and she</p> <p>Understand negative form</p>	<p>CS- Developing expressive language: <i>Who what what doing where</i></p>  <p>WELLCOMM Section 7:</p> <p>Comparative language- more and less, long and short, big and small</p> <p>Ordinal language- first and last</p> <p>Opposites- wet and dry</p>	<p>CS: Developing expressive language: <i>Who what what doing where, when</i></p>  <p>WELLCOMM Section 8:</p> <p>Categorising- foods, times of the day.</p> <p>Complex sentences- after, post modified, either/or.</p> <p>Expressions – facial</p>	<p>CS: Developing expressive language: <i>Who what what doing where</i></p> <p>When, To whom</p>  <p>Introduction of idioms: Keep your eyes peeled Raining cats and dogs Piece of cake Break a leg Cold shoulder</p> <p>WELLCOMM Section 8: Preposition- behind, in front, next to between.</p>	<p>CS: Developing expressive language: <i>Who what what doing where when, to whom, how</i></p>  <p>WELLCOMM section 9:</p> <p>Days of the week</p> <p>Passive sentences</p> <p>Idiom: Pain in the neck Wouldn't hurt a fly Cost an arm and leg All ears Cloud nine</p>	<p>CS: Developing expressive language: <i>Who what what doing where when, to whom, how, why.</i></p>  <p>WELLCOMM Section 9:</p> <p>Predictions</p> <p>Periods of time</p> <p>Categorising- odd one out</p> <p>Future tense</p>





	<p>Categorising- functions of body and items</p>	<p>Pronouns- his and her, they and their</p>		<p>Story language- memory, word webs</p> <p>Superlatives</p>		<p>Idiom: Good as gold When pigs fly Hold your horses Cool as a cucumber</p>
<p><b>PSED</b></p>	<p>My faith Our bodies Starting school Rules</p> <p>Texts:</p>  	<p>We are special Friendships</p> <p>Texts:</p>   	<p>Exploring emotions Facing challenges</p> <p>Text:</p>  	<p>Different roles in the community</p> <p>Healthy food choices</p> <p>Text:</p>  	<p>Caring for ourselves and things</p> <p>Texts:</p>  	<p>Working towards a goal</p>  



**UOW**

Past and present:  
All about me  
My Hometown

Texts:



People and communities:  
First man on the moon



Diwali

Christmas

Forest School:  
Autumn, Harvest

Space: Materials

Texts:




The natural world:  
Arctic (life in a different country)

Forest School:  
Habitats and wild sounds

Freezing and melting

Texts:



The natural world:  
Life cycles


People and communities:  
Maps: Superheroes in our local area.

Technology

Easter

Forest School: Growth

Texts:





Changing states  
(Cooking)

Stories from the Past

Forest school: Fairy tales

Texts:





Under the Sea




Transport

Forces- Push and pull

Forest school:  
Marvellous minibeasts


Texts:





EAD

Self Portraits in the style of Picasso



Music focus: Beat, Tempo, singing

Helicopter stories

Observational Drawing in style of Monet.



Music Focus: Dynamics, singing

Helicopter Stories

Create a winter scene in the style of Pieter Bruegel.



Music Focus: Pitch-high and low singing

Helicopter stories

Flowers in the style of Van Gogh (Sunflowers)



Music Focus: Structure, singing

Helicopter Stories

Animals in the style of Steven Brown.



Music Focus: Timbre, singing

Helicopter stories

Repeated patterns in the style of Andy Warhol.



Music Focus: Texture, Timbre, singing

Helicopter stories