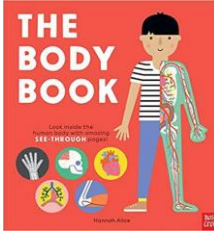

















### EYFS LTP

	Autumn 1	Autumn 2	Spring 1	Spring 2	Summer 1	Summer 2
<b>English</b>	<p>All about me My family My school</p> <p>Texts:</p>   	<p>Space Goldilocks Oliver's Vegetables Celebrations</p>   	<p>Winter Winter poems Shark in the snow</p>  	<p>People who help us Ramadhan</p> <p>Text:</p>    	<p>Once upon a time.. At the Farm: Goats</p> <p>Text:</p>   	<p>Our wonderful World</p> <p>Let's go on a Safari</p> <p>African tales</p>   



<b>Phonics</b>	Phonics Phase1: Environmental sounds  Set 1 sounds (First 16)	Set 1 sounds (special friends) Blending focus	Set 1- Special friends Short ditty Lessons	Red ditty storybooks  Read 4 double consonants	Set 2 sounds  Green Ditty Storybooks	Green ditty storybooks
<b>Maths</b>	Story of Number 1-10 Early addition/subtraction. Formation Touch counting Exploring 2D shapes  Texts: 	Subitising Arrangements up to 10 Comparing numbers Counting number Composition  Exploring 3D shapes	Repeated Patterns  Number patterns  Bonds to 10  Subtraction facts  Partitioning  Doubles  Compare length, weight, capacity  Texts:	Read and write numbers to 20 in numerals  Time	More and less Arrangements up to 10 Sharing Odd and even  Capacity Weight Money  Text: 	Numbers Count in multiples of 2,5,10  Add and subtract single digit numbers  Measure length, height, weight using non standard units.





						
<p><b>PD</b></p>	<p>Apparatus safety</p> <p>Body Awareness</p> <p>Sports and Games: Gross Motor</p>	<p>Health Fitness and Wellbeing</p> <p>Strength, balance and coordination</p>	<p>Movement to music</p>	<p>Negotiating space and obstacles</p>	<p>Hand eye coordination</p> <p>Show control of bats and balls</p> <p>Ways to travel</p>	<p><b>Striking and fielding:</b></p> <p>Throwing and catching</p>
<p><b>CL</b></p>	<p>*CS- Developing expressive language: <i>Who what what doing</i></p>  <p>WELLCOMM Section 6:</p> <p>Prepositions- behind and in front</p> <p>Pronouns- he and she</p> <p>Understand negative form</p>	<p>CS- Developing expressive language: <i>Who what what doing where</i></p>  <p>WELLCOMM Section 7:</p> <p>Comparative language- more and less, long and short, big and small</p> <p>Ordinal language- first and last</p> <p>Opposites- wet and dry</p>	<p>CS: Developing expressive language: <i>Who what what doing where, when</i></p>  <p>WELLCOMM Section 8:</p> <p>Categorising- foods, times of the day.</p> <p>Complex sentences- after, post modified, either/or.</p> <p>Expressions – facial</p>	<p>CS: Developing expressive language: <i>Who what what doing where</i></p> <p>When, To whom</p>  <p>Introduction of idioms: Keep your eyes peeled Raining cats and dogs Piece of cake Break a leg Cold shoulder</p> <p>WELLCOMM Section 8: Preposition- behind, in front, next to between.</p>	<p>CS: Developing expressive language: <i>Who what what doing where when, to whom, how</i></p>  <p>WELLCOMM section 9:</p> <p>Days of the week</p> <p>Passive sentences</p> <p>Idiom: Pain in the neck Wouldn't hurt a fly Cost an arm and leg All ears</p>	<p>CS: Developing expressive language: <i>Who what what doing where when, to whom, how, why.</i></p>  <p>WELLCOMM Section 9:</p> <p>Predictions</p> <p>Periods of time</p> <p>Categorising- odd one out</p> <p>Future tense</p>



	<p>Categorising- functions of body and items</p>	<p>Pronouns- his and her, they and their</p>		<p>Story language- memory, word webs</p> <p>Superlatives</p>	<p>Cloud nine</p>	<p>Idiom: Good as gold When pigs fly Hold your horses Cool as a cucumber</p>
<b>PSED</b>	<p>My faith Our bodies Starting school Rules</p> <p>Texts:</p>  	<p>We are special Friendships</p> <p>Texts:</p>   	<p>Exploring emotions Facing challenges</p> <p>Text:</p>  	<p>Different roles in the community</p> <p>Healthy food choices</p> <p>Text:</p>  	<p>Caring for ourselves and things</p> <p>Texts:</p>  	<p>Working towards a goal</p>  
<b>UOW</b>	<p>Past and present: How have I changed My local town- My address</p>	<p>People and communities: First man on the moon  Diwali</p>	<p>The natural world: Arctic (life in a different country)</p>	<p>The natural world: Life cycles  People and communities:</p>	<p>Changing states (Cooking)  Stories from the Past</p>	<p>Under the Sea  Transport  Forces- Push and pull</p>



Texts:






Christmas

Forest School:  
Autumn, Harvest

Space: Materials


Texts:



Forest School:  
Habitats and wild sounds

Freezing and melting

Texts:





Maps: Superheroes in our local area.

Technology

Easter


Forest School: Growth

Texts:






Forest school: Fairy tales

Texts:











Forest school:  
Marvellous minibeasts

Texts:





						
<b>EAD</b>	Self Portraits in the style of Picasso  Music focus: Beat, Tempo, singing Helicopter stories	Observational Drawing in style of Monet.  Music Focus: Dynamics, singing Helicopter Stories	Create a winter scene in the style of Pieter Bruegel.  Music Focus: Pitch-high and low singing Helicopter stories	Flowers in the style of Van Gogh (Sunflowers)  Music Focus: Structure, singing Helicopter Stories	Animals in the style of Steven Brown.  Music Focus: Timbre, singing Helicopter stories	Repeated patterns in the style of Andy Warhol.  Music Focus: Texture, Timbre, singing Helicopter stories